

RESEARCH REPORT

UK Roofing Report 2026

The most comprehensive analysis of UK roofing contractors ever published — covering every county in England, Scotland, Wales and Northern Ireland.

Published March 2026

10,087

Roofing businesses
analysed

229,095

Customer reviews
analysed

4.71★

National average rating

102

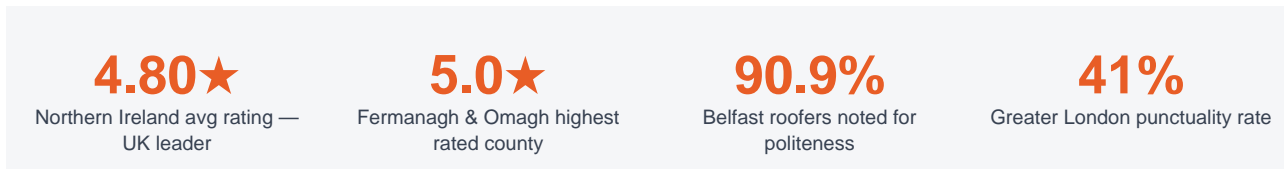
Counties & regions
covered

Source: localroofer.directory | Data collected November 2025 – February 2026

Executive Summary

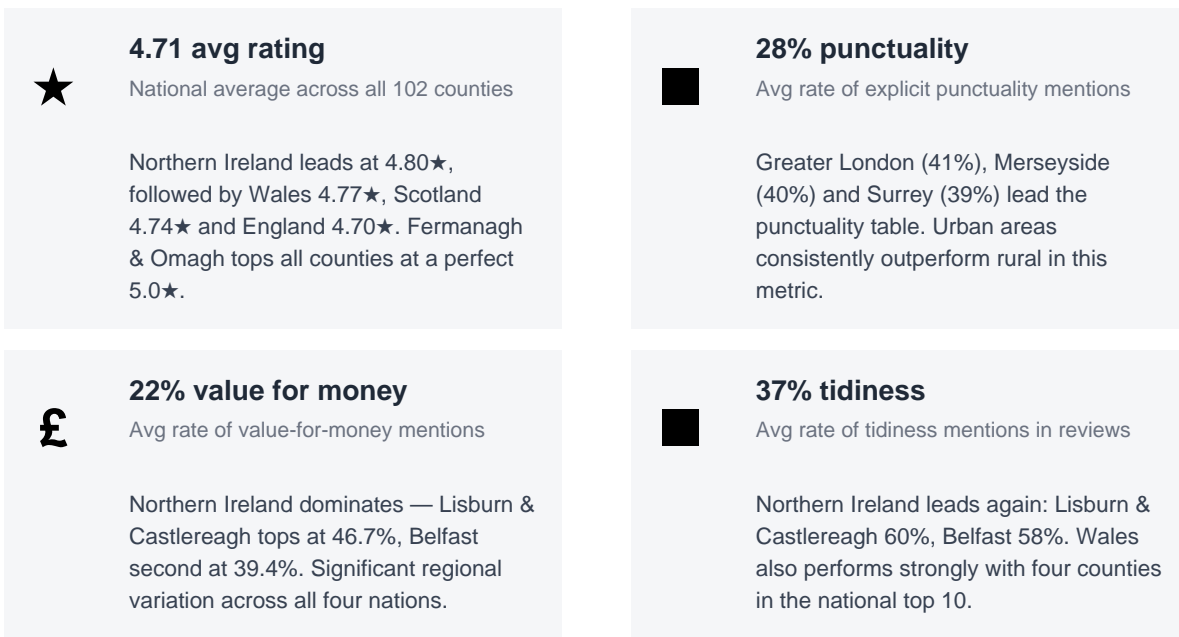
localroofer.directory analysed **10,087 active roofing businesses** across England, Scotland, Wales and Northern Ireland, processing **229,095 customer reviews** to create the most comprehensive picture of the UK roofing industry ever published.

Beyond simple star ratings, we applied natural language analysis to every review to identify whether contractors were specifically mentioned for four key qualities: **punctuality**, **tidiness**, **politeness**, and **value for money**. This gives consumers and journalists an unprecedented view of where the best — and worst — roofing contractors operate across all 102 UK counties.



Northern Ireland and Wales lead all four UK nations on average star rating, with Northern Ireland scoring **4.80★** against England's national average of **4.70★**. The full dataset — including county-level breakdowns for all 102 counties — is available at localroofer.directory/uk-roofing-report-2026.


National Key Findings



Average Rating by Nation



England








4.70★

UK County Champions






Top performers across all four nations

Northern Ireland and Wales dominate the top of the ratings table, with NI contributing three of the five highest-rated counties in the entire UK. Below are the standout performers in each of our five quality metrics.






Top 5: Customer Star Rating

#	County	Rating
1	Fermanagh And Omagh Northern Ireland	5.00★ 
2	Lisburn And Castlereagh Northern Ireland	4.91★ 
3	Conwy Wales	4.90★ 
4	Gwynedd Wales	4.89★ 
5	Neath Port Talbot Wales	4.88★ 






Top 5: Punctuality

#	County	% Punctual
1	Greater London England	41% 
2	Merseyside England	40% 
3	Swansea Wales	40% 
4	Surrey England	39% 
5	Berkshire England	38% 






Top 5: Tidiness

#	County	% Tidy
1	Lisburn And Castlereagh Northern Ireland	60% 
2	Falkirk Scotland	60% 
3	Belfast Northern Ireland	58% 
4	Anglesey Wales	55% 
5	Gwynedd Wales	54% 

Top 5: Politeness

#	County	% Polite
1	Belfast Northern Ireland	91% 
2	Edinburgh Scotland	87% 
3	Merseyside England	81% 
4	Lisburn And Castlereagh Northern Ireland	80% 
5	Cheshire England	79% 

Top 5: Value for Money

#	County	% Good Value
1	Lisburn And Castlereagh Northern Ireland	47% 
2	Belfast Northern Ireland	39% 
3	Bridgend Wales	34% 
4	Merseyside England	34% 
5	Antrim And Newtownabbey Northern Ireland	33% 

UK County League Tables

Top 10 counties by each quality metric — drawn from all 102 counties across England, Scotland, Wales and Northern Ireland. Full interactive tables available at localroofer.directory/uk-roofing-report-2026.

Top 10: Customer Star Rating

Top 10: Punctuality

#	County	Avg Rating		#	County	% Punctual	
1	Fermanagh And Omagh	5.00★		1	Greater London	41%	
2	Lisburn And Castlereagh	4.91★		2	Merseyside	40%	
3	Conwy	4.90★		3	Swansea	40%	
4	Gwynedd	4.89★		4	Surrey	39%	
5	Neath Port Talbot	4.88★		5	Berkshire	38%	
6	Antrim And Newtownabbey	4.86★		6	Bristol	36%	
7	Wrexham	4.86★		7	Aberdeen City	35%	
8	Powys	4.84★		8	Cambridgeshire	34%	
9	Scottish Borders	4.84★		9	Hampshire	34%	
10	Caerphilly	4.83★		10	Wiltshire	34%	

Top 10: Tidiness

Top 10: Value for Money

#	County	% Tidy		#	County	% Value	
1	Lisburn And Castlereagh	60%		1	Lisburn And Castlereagh	47%	
2	Falkirk	60%		2	Belfast	39%	
3	Belfast	58%		3	Bridgend	34%	
4	Anglesey	55%		4	Merseyside	34%	
5	Gwynedd	54%		5	Antrim And Newtownabbey	33%	
6	Cardiff	54%		6	Edinburgh	33%	
7	Armagh City Banbridge And Craigavon	52%		7	Clackmannanshire	33%	
8	South Yorkshire	52%		8	Dundee City	33%	
9	Staffordshire	51%		9	Ceredigion	32%	
10	Merseyside	50%		10	Midlothian	31%	

Methodology

All data was collected between November 2025 and February 2026 from publicly available business listings and customer reviews. Businesses marked as permanently closed were excluded from the analysis.

Quality metrics (punctuality, tidiness, politeness, value for money) were derived by applying natural language processing to the text of 229,095 customer reviews. Each review was scanned for explicit positive mentions of each quality attribute. Counties with fewer than five businesses were excluded from rankings.

About localroofer.directory

localroofer.directory is the UK's most comprehensive roofing contractor directory, listing verified businesses across every county in England, Scotland, Wales and Northern Ireland. Every listing includes star ratings, review counts and quality scores derived from verified customer feedback.

localroofer.directory/uk-roofing-report-2026

Press enquiries: paul@flokmarketing.com